



# North Florida Communications

[www.northfloridacommunications.com](http://www.northfloridacommunications.com)



[www.ournewphone.com](http://www.ournewphone.com)


## LG IPECS

### 9000 Series Phones

#### Use Headset Jack






- 1) Press the  (Program/Transfer) button.
- 2) Press [1] + [9]
- 3) Press [1] to turn "Ear-Headset Mic" to On
- 4) Press  (Hold) to save the setting.

The  (Speaker) now controls the headset.

*To discontinue use of the speaker, repeat the above but use [0] in Step 3.*

#### Programming a Headset Button

- 1) Press the  (Program/Transfer) button.
- 2) Press the Flexible Button you wish to program.
- 3) Press  + [1] + [9]
- 4) Press  (Hold) to save the setting.