



North Florida Communications

www.northfloridacommunications.com

www.ournewphone.com



LG IPECS

9000 Series Phones

Station Name Programming



Station Name Programming


- 1) Press the  (Program) button, then enter [7] + [4]
- 2) Enter the Station Name
- 3) Press the  (Hold/Save) to save the entry

To Input Characters

Use the chart below to locate the letter, number, and symbol codes that allow you to enter text on a display and create customized messages.

Example: To enter the name MARY, you would use the dialpad to enter the number series:

M = 61, A = 21, R = 72, and Y = 9#

To delete a character, Press the  (Speed) button.

1	Q - 11 Z - 12 . - 13 1 - 10	2	A - 21 B - 22 C - 23 2 - 20	3	D - 31 E - 32 F - 33 3 - 30
4	G - 41 H - 42 I - 43 4 - 40	5	J - 51 K - 52 L - 53 5 - 50	6	M - 61 N - 62 O - 63 6 - 60
7	P - 71 R - 72 S - 73 Q - 7* 7 - 70	8	T - 81 U - 82 V - 83 8 - 80	9	W - 91 X - 92 Y - 93 Z - 9# 9 - 90
*	Blank - *1 : - *2 , - *3	0	0-00	#	#