




North Florida Communications

www.northfloridacommunications.com

www.ournewphone.com

Ericsson-LG eMG-80 Phone System (or the Vertical Summit)

Call Log Feature



The Call Log feature allows users to scroll through a list of both incoming and outgoing phone calls. Users can select a number from the Call Log and redial it.




- 1) Press the pre-programmed "Call Log" button.
- 2) Press [1] for Received Calls, [2] for Dialed Calls, or [3] for Lost Calls.
- 3) Press "Volume Up" or "Volume Down" to go scroll through the list.
- 4) Press OK to dial the number.

-Or-

- 5) Hang-up.

Program a Call Log Button

If you don't already have a "Call Log" button programmed on your phone, do this:

- 1) Press the  (Transfer/Program) button.
- 2) Press an unused "Flex" button. (One of the 30 buttons on the right side of the phone.)
- 3) Press the  (Transfer/Program) button + [5] + [7]
- 4) Press the  (Hold/Save) to save the button as a Call Log button
- 5) Hang-up.